

Contoh Ciptaan_Baro

by Paradise Paradise

Submission date: 05-Aug-2023 03:06PM (UTC+0700)

Submission ID: 2141610075

File name: Contoh_Ciptaan_Baro_-_Asesmen_Gaya_Belajar_Anak_Berbasis_AI.pdf (924.03K)

Word count: 31

Character count: 179



Hompimpaa.id
(Tes Gaya Belajar Anak)
Tahun 2022

Halaman awal

(18) WhatsApp x Homimpaa ID - Kelas Minat dan Bakat

hompimpaa.id

hompimpaa

Home Live Class Offline Class Ebook & Printables Articles Login

Kelas Minat dan Bakat Untuk Anak

Let the children be the director and the actor in their own play

AYO MULAI >

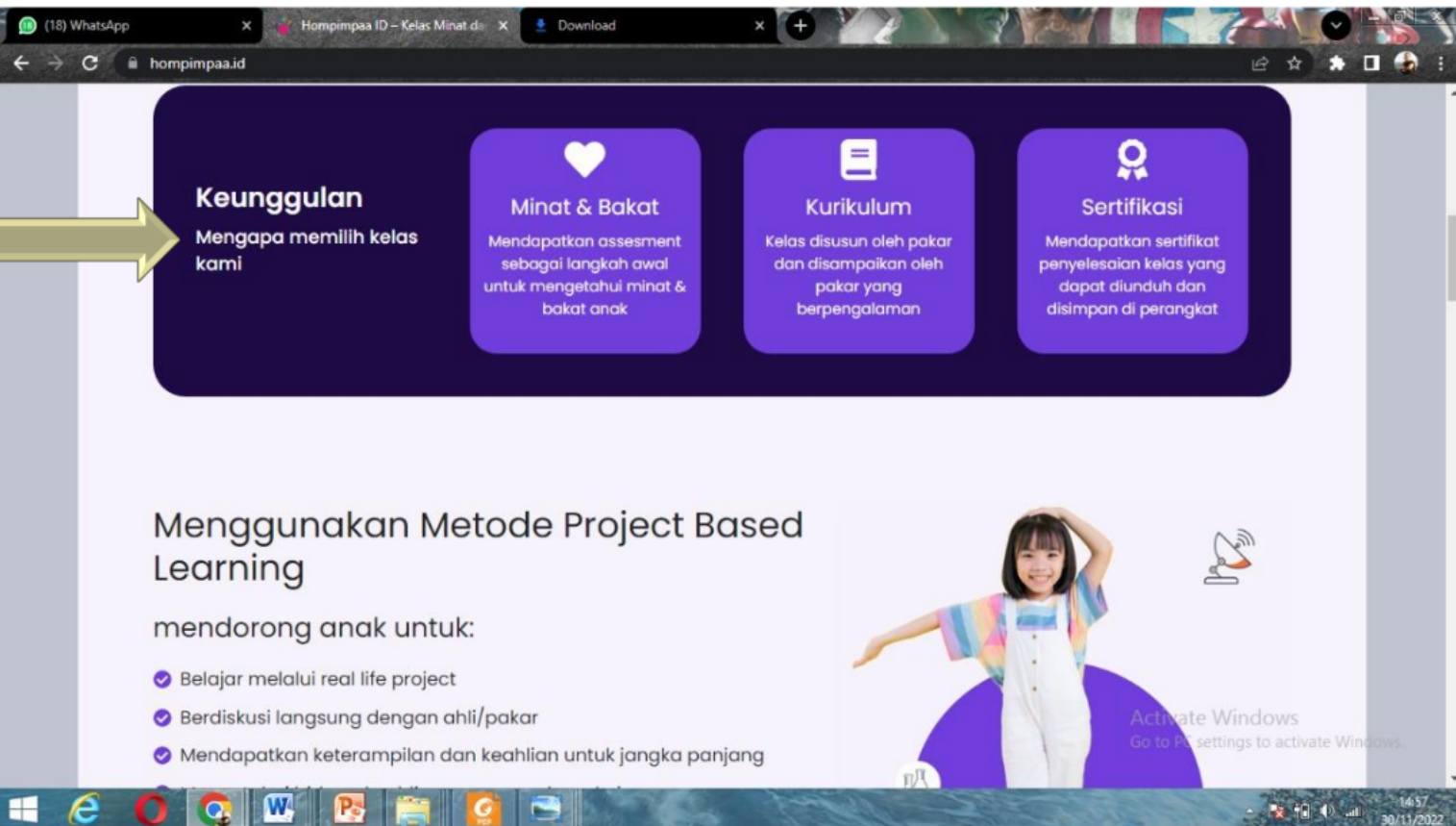
We just don't give our children only lecture, but real life experiment, workshops and field experience throughout the journey!

2.5K+
Total user aktif yang sudah bergabung

Activate Windows
Go to PC settings to activate Windows.

14:23
30/11/2022

Mengapa memilih kelas kami



The screenshot shows a web browser window with the URL hompimpaa.id. The main content area features a dark purple header with four white icons and text boxes:

- Keunggulan**
Mengapa memilih kelas kami
- Minat & Bakat**
Mendapatkan assesment sebagai langkah awal untuk mengetahui minat & bakat anak
- Kurikulum**
Kelas disusun oleh pakar dan disampaikan oleh pakar yang berpengalaman
- Sertifikasi**
Mendapatkan sertifikat penyelesaian kelas yang dapat diunduh dan disimpan di perangkat

Below this header, the text reads "Menggunakan Metode Project Based Learning" followed by "mendorong anak untuk:" and a list of three bullet points:

- ✓ Belajar melalui real life project
- ✓ Berdiskusi langsung dengan ahli/pakar
- ✓ Mendapatkan keterampilan dan keahlian untuk jangka panjang

The bottom of the screenshot shows a Windows taskbar with various application icons and a system tray with the date 30/11/2022 and time 14:57. A yellow arrow points to the "Keunggulan" section.


Kelas Pada Hompimpaa

The screenshot displays the Hompimpaa website interface. At the top, there are two browser tabs: "Live Class - Hompimpaa ID" and "Login - Hompimpaa ID". The address bar shows the URL "hompimpaa.id/live-class/". The website's navigation menu includes "Home", "Live Class", "Offline Class", "Ebook & Printables", "Articles", "Login", and a search icon. Below the navigation, the Hompimpaa logo is followed by the text "Kelas online terbaru" (Newest online classes) and "pilihan kelas terbaik" (Best class choice). The main content area features four course cards, each with a colorful illustration and a "Free" badge. The courses are: "Panduan Ramadhan Pertama" (32 Lessons), "Little Muslim Explorer: Journey To The Earth" (8 Lessons), "Into The Blue Sea" (3 Lessons), and "I Am The Space Explorer" (3 Lessons). Each card includes the Hompimpaa logo, the course title, the number of lessons, and an "Enroll Now" button. A Windows watermark is visible in the bottom right corner of the page. The Windows taskbar at the bottom shows the time as 15:00 on 30/11/2022 and includes icons for various applications like Edge, Chrome, Word, and PowerPoint.

Live Class - Hompimpaa ID x Login - Hompimpaa ID x +

hompimpaa.id/live-class/ ☆ □ Samaran ⋮

hompimpaa Home Live Class Offline Class Ebook & Printables Articles Login 🔍

 **Kelas online terbaru**
pilihan kelas terbaik

Free

KELAS PANDUAN RAMADHAN PERTAMA

Hompimpaa 32 Lessons

Panduan Ramadhan Pertama

Enroll Now

Free

Little Muslim Explorer: Journey To The Earth

Hompimpaa 8 Lessons

Little Muslim Explorer: Journey To The Earth

Enroll Now

Free

INTO THE BLUE SEA

Hompimpaa 3 Lessons

Into The Blue Sea

Enroll Now

Free

I AM THE SPACE EXPLORER!

Hompimpaa 3 Lessons

I Am The Space Explorer

Enroll Now

Activate Windows
Go to PC settings to activate Windows.

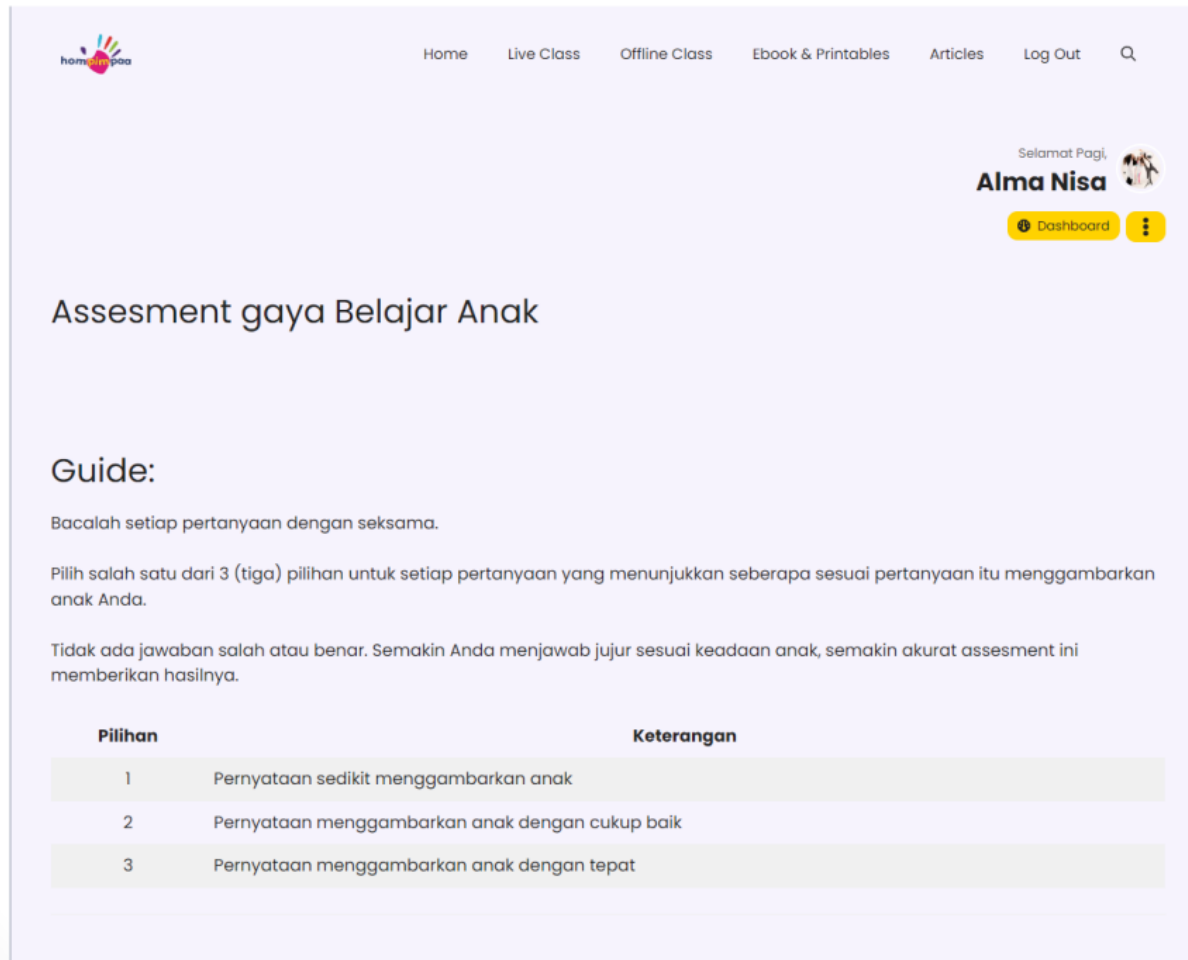
https://hompimpaa.id/courses/i-am-the-space-explorer/

15:00
30/11/2022

Untuk mengakses Assessment

The image shows a screenshot of the homimpaa website interface. On the left, there is a sidebar menu with the following items: Dashboard, Assesments (highlighted with a red arrow), Assesments Done, Edit Profiles, and Log Out. The main content area displays the user's profile as Alma Nisa and the title of the course: 'Kelas Minat dan Bakat Untuk Anak'. Below the title, there is a description: 'Let the children be the director and the actor in their own play'. A 'MY DASHBOARD' button is visible. The main content area also features statistics: '2.5K+' total users and '100+' classes. The website header includes navigation links: Home, Live Class, Offline Class, Ebook & Printables, Articles, and Log Out. The footer includes social media icons for Facebook and Instagram.

Assesment Gaya Belajar



The screenshot shows a web page with a navigation bar at the top containing links for Home, Live Class, Offline Class, Ebook & Printables, Articles, and Log Out. A search icon is also present. On the right side, there is a user profile for 'Alma Nisa' with a 'Dashboard' button and a menu icon. The main content area is titled 'Assesment gaya Belajar Anak' and includes a 'Guide' section with instructions on how to take the assessment. Below the guide is a table with two columns: 'Pilihan' and 'Keterangan'.

Assesment gaya Belajar Anak

Guide:

Bacalah setiap pertanyaan dengan seksama.

Pilih salah satu dari 3 (tiga) pilihan untuk setiap pertanyaan yang menunjukkan seberapa sesuai pertanyaan itu menggambarkan anak Anda.

Tidak ada jawaban salah atau benar. Semakin Anda menjawab jujur sesuai keadaan anak, semakin akurat assesment ini memberikan hasilnya.

Pilihan	Keterangan
1	Pernyataan sedikit menggambarkan anak
2	Pernyataan menggambarkan anak dengan cukup baik
3	Pernyataan menggambarkan anak dengan tepat

Contoh Tes Minat Bakat



Screening Minat Bakat Howard Gardner

Guide:

Bacalah setiap pertanyaan dengan seksama.

Pilih salah satu dari 5 (lima) pilihan untuk setiap pertanyaan yang menunjukkan seberapa sesuai pertanyaan itu menggambarkan anak Anda.

Tidak ada jawaban salah atau benar. Semakin Anda menjawab jujur sesuai keadaan anak, semakin akurat assesment ini memberikan hasilnya.

Pilihan	Keterangan
1	Pernyataan tidak menggambarkan anak sama sekali
2	Pernyataan sangat sedikit menggambarkan anak
3	Pernyataan sedikit menggambarkan anak
4	Pernyataan menggambarkan anak dengan cukup baik
5	Pernyataan menggambarkan anak dengan tepat

[Start Quiz](#)

Contoh Pertanyaan

You still have 3 attempt(s) for this assesment.

Question **2** of **18**

Anak saya tampak suka membaca atau berpura-pura membaca ketika melihat tulisan disekitarnya

- 1
- 2
- 3

Next

Hasil Tes

Assesments Results

check [available assesments](#) here

Assesment gaya Belajar Anak

Results:

Completed date: 02-12-2022

Auditori : 77.78%

Visual : 83.33%

Kinestetik : 94.44%

Re-Take Assesment

Contoh Ciptaan_Baro

ORIGINALITY REPORT

0%

SIMILARITY INDEX

0%

INTERNET SOURCES

0%

PUBLICATIONS

0%

STUDENT PAPERS

PRIMARY SOURCES

Exclude quotes

Off

Exclude matches

Off

Exclude bibliography

Off