



Proceeding ICITM 2016

E-Proceeding of the International Conference on Information Technology & Multimedia 2016

Theme
"The Multimedia TSUNAMI to the Society"

Venue
Meliá Hotel Kuala Lumpur, Malaysia.

Conference Dates
18th & 19th July 2016

Medium of Papers/Presentation
English / Malay (yes we welcome papers in Malay)

- Sub-themes**
- Multimedia and Society
 - Multimedia Education
 - Information Technology in Society
 - Information Policy
 - Social Media and Community
 - Long-life Learning
 - E-Commerce
 - Natural Language Processing
 - Machine Translation
 - Computer Science
 - Algorithm and Programming
 - Software Engineering
 - Decision Support Systems
 - Knowledge Management
 - Intelligent Information Systems
 - Languages and Programming Techniques
 - Social Impact of IT
 - Emerging Technologies
 - Machine Learning

E-ISBN: 978-967-XXXX-XX-X

E-Proceeding of the International Conference on Information Technology & Multimedia (ICITM 2016).

The IC-ITM 2016 secretariat is proud to organise the International Conference on Information Technology & Multimedia 2016. This conference is a platform to bring together researchers, developers and practitioners from academia and industry working in the areas of Information Technology and its contribution to the Society. The conference is hosted by Faculty of Information Science & Technology, International Islamic University College of Selangor.

ICITM-2016 Secretariat;
Nur Muizz Mohd Salleh
Selangor International Islamic University College (KUIS)
43000 Kajang, Selangor, MALAYSIA.
Phone/SMS/WhatsApp/Telegram: +60-18989-9072
E-mail : icitm@kuis.edu.my



Menu

- Home
- Editorial
- Table of Contents
- WorldConferences.net
- www.KUIS.edu.my

Contact Us

Nur Muizz Salleh
Selangor International
Islamic University College
(KUIS)
43000 Kajang, Selangor,
Malaysia.
E-mail : icitm@kuis.edu.my



Board of Editors

Reviewers

1. Professor Dr. Abdul Hanan Bin Abdullah, Universiti Teknologi Malaysia (UTM), MALAYSIA.
2. Professor Dr. Siti Mariyam Shamsuddin, Universiti Teknologi Malaysia (UTM), MALAYSIA.
3. Professor Dr. Abhay Saxena, Dev Sanskriti Vishwavidyalya, Hardwar, Uttrakhand, INDIA.
4. Professor Dr. P.Raviraj, Kalaingar Karunanidhi Institute of Technology, Coimbatore, Tamilnadu, INDIA.
5. Professor Dr. Utpal Roy, Siksha-Bhavana, Visva-Bharati(Central University), Santiniketan, INDIA.
6. Associate Professor Ir. Dr. Sivarao Subramonian, Universiti Teknikal Malaysia Melaka (UTeM), MALAYSIA.
7. Associate Professor Dr. Mohd Lazim Abdullah, Universiti Malaysia Terengganu (UMT), MALAYSIA.
8. Associate Professor Dr. Md. Asri Ngadi, Universiti Teknologi Malaysia (UTM), MALAYSIA.
9. Associate Professor Dr. Sushil Kulkarni, University of Mumbai, INDIA.
10. Associate Professor Dr. Faeza Abdul Aziz, Universiti Putra Malaysia (UPM), MALAYSIA.
11. Associate Professor Mohd Hasan Selamat, Universiti Putra Malaysia (UPM), MALAYSIA.
12. Assistant Professor Nisheeth Joshi, Apaji Institute, Banasthali University, Rajasthan, INDIA.
13. Dr. Ho Pei Yee, Kolej Universiti Malaya (UM), MALAYSIA.
14. Dr. Mokmin Basri, Kolej Universiti Islam Antarabangsa Selangor (KUIS), MALAYSIA.
15. Dr. Serkan Dincer, University of Cukurova, TURKEY.
16. Dr. Mohd Zaki Ayob, British Malaysian Institute, Universiti Kuala Lumpur (UNIKL), MALAYSIA.
17. Mr. Jitender Grover, Assistant Professor, M.M. University, Sadopur, Ambala (Haryana), INDIA.
18. Mr. Leon Andretti Abdillah, Senior Lecturer, Bina Darma University, INDONESIA.
19. Mr. Khirulnizam Abd Rahman, International Islamic University College Selangor (KUIS), MALAYSIA.
20. Mr. Mohd Helmy Abd Wahab, Universiti Tun Hussein Onn Malaysia (UTHM), MALAYSIA.
21. Mr. Olawale Surajudeen Adebayo, International Islamic University Malaysia (UIAM), MALAYSIA.

Editors

- Dr Noor Azli Masrop
- Che Wan Shamsul Bahri
- Nur Muizz Mohd Salleh
- Khirulnizam Abd Rahman
- Nur Musliza Mustafa
- Hasnuddin Ab Rahman

To ALL Reviewers, we highly appreciate your contribution.

All accepted papers with author registration, complete fee payment, presentation at the conference and subject to approval of Editorial Board will be published in the e-Proceeding of the International Conference on Information Technology & Society 2015.

Selected papers also will be recommended to be published in [MyJICT – Malaysian Journal of Information Communication Technology](#).

ICITM-2016 Secretariat;
Nur Muizz Salleh
Selangor International Islamic University College (KUIS)
43000 Kajang, Selangor, MALAYSIA.
E-mail : icitm@kuis.edu.my



ICITM-2016 Table of Contents

IC 001
AMALAN PENGURUSAN PENGETAHUAN DI PERPUSTAKAAN: KAJIAN DI PERPUSTAKAAN IMAM AL-SYAFIE, KOLEJ UNIVERSITI ISLAM ANTARABANGSA SELANGOR (KUIS)

Marziana Abdul Majid & Mokmin Basri (PhD)
pp. 1 - 11

IC 002
COMPARATIVE ANALYSIS OF INDOOR BUILDING COVERAGE (IBC) PLANNING ON 4G LTE 1800 MHZ AND 900 MHZ USING THE COST 231 MULTIWALL MODEL

Alfin Hikmaturokhman , Solichah Larasati & Eka Setia Nugraha
pp. 12 - 18

IC 007
THE PROPOSED OF ICT ADOPTION FOUNDATION IN MALAYSIAN AGRICULTURE

Mohd Shahrul Nizam Mohd Danuri, Mohd Sazili Shahibi & Mohd Razilan Abdul Kadir
pp. 19 - 26

IC 013
WEB-BASED VISUALIZATION TOOLS OF DATA STRUCTURE & ALGORITHM – A REVIEW OF EXPERIENCE

Noor Fadzilah Ab Rahman, Nurkaliza Khalid & Farhana Abdullah Ashuhaimi
pp. 27 - 33

IC 017
GREEN ICT PRACTICES AND CHALLENGES ELECTRONIC WASTE DISPOSALS STEPS AWARENESS IN OVERCOMING ENVIRONMENTAL EROSION

Rafiza Kasbun, Ahmad Syukri Adnan, Nurkaliza Khalid & Hailrudin Jaafar
pp. 34 - 40

IC 019
AN ASSESSMENT OF THE FACTORS AFFECTING E-LEARNING IN JORDAN PRIMARY SCHOOLS

Qusay Mohammad Al-Zoubi, Sobihatun Nur Abdul Salam & Subashini Annamalai
pp. 41 - 50

IC 022
VISUAL, CREATIVE, INNOVATION AND AESTHETIC THINKING IN THE DIGITAL ANIMATION COURSE FOR CHILDREN

Fong Lay Man & Siti Fatimah Mohd Yassin
pp. 51 - 59

IC 023
A NEW METHOD FOR FUZZY-NUMBER QUERY OPERATORS OF DOCUMENT RETRIEVAL

Shi-Jay Chen & You-Yi Shih
pp. 60 - 70

IC 025
KAJIAN PENGGUNAAN SISTEM MYLMS DALAM KALANGAN PENSYARAH KUIS

Hasnuddin Ab Rahman, Noor Azli Masrop & Norfaizurana Zainal Abidin
pp. 71 - 79

IC 029
PEMBANGUNAN PERISIAN PERMAINAN SIMULASI PERTUTURAN TIGA BAHASA SECARA MUDAHALIH

Nor Musliza Mustafa, Muhammad Ali Reza Ahmad, Jahari Abd Wahab, Mohd Jusoh Husin & Muhamad Faizal Abdul Jalil
pp. 80 - 89

IC 030
PEMBANGUNAN APLIKASI MUDAH ALIH PEMBELAJARAN ASAS JAWI

Siti Zaharah Mohid, Norbadriyyah Homan, Roslinda Ramli & Syukri Adnan
pp. 90 - 95

IC 035
THE DEVELOPMENT OF GAME BASED LEARNING

Che Wan Shamsul Bahri C.W.Ahmad and Siti Yasmin Ahmad Mahir
pp. 108 - 116

IC 036
KEMAHIRAN INSANIAH PELAJAR PRASISWAZAH ANALISIS PERBEZAAN ANTARA TAHUN 2014 DAN TAHUN 2015

Nurkaliza Binti Khalid, Noor Fadzilah Abdul Rahman & Rafiza Kasbun
pp. 117 - 124

IC 008
THE APPLICATION SYSTEM INTERACTION EFFECT TOWARDS TECHNOLOGY ON ICT ADOPTION

Mohd Shahrul Nizam Mohd Danuri, Mohd Sazili Shahibi & Mohd Razilan Abd Kadir
pp. 125

IC 014
KAEDAH PENYAMPAIAN E-KANDUNGAN PENGATURCARAAN KOMPUTER PERISIAN PILIHAN

Shakirah Mohd Sofi, Helyawati Baharudin & Farhana Asuhaimi
pp. 126

IC 016
PERANAWATI KOMUNIKASI DALAM APLIKASI WHATSAPP DALAM KALANGAN KOMUNITI MAYA

Helyawati Baharudin, Shakirah Mohd Sofi & Farhana Abdullah Asuhaimi
pp. 127

IC 026
DESIGN & DEVELOPMENT OF RESEARCH MANAGEMENT SYSTEM IN KUIS

Khirulnizam Abd Rahman, Siti Noor Ahmad, Juzlinda Ghazali, Shakirah Mohd Sofi & Khairil Ashraf Elias
pp. 128

IC 027
LEARNING PILLAR OF ISLAM THROUGH MULTIMEDIA MOBILE APPLICATION

Roslinda Ramli, Nuur Fatimah Tolhah, Siti Zaharah Mohid, Hafiza Abas & Ahmad Syukri Adnan
pp. 129

IC 028
MUSLIM'S COURTESY IN FRIENDSHIP

Hanizza Othman, Muizzah Mohd Razali & Khodijah Abdul Rahman
pp. 130



Comparative Analysis of Indoor Building Coverage (IBC) Planning on 4G LTE 1800 MHz And 900 MHz using the Cost 231 Multiwall Model

Alfin Hikmaturokhman¹ , Solichah Larasati² & Eka Setia Nugraha³

¹²³*Sekolah Tinggi Teknologi Telematika Telkom Purwokerto Indonesia*

¹*alfin@st3telkom.ac.id, ²14101131@st3telkom.ac.id, ³eka_nugraha@st3telkom.ac.id*

Abstract - Indoor Building cellular network system is one solution to overcome weak signals transmitted by eNodeB. Building with high cellular communication traffic levels , requiring indoor network system to maintain continuity of communication by Users Equipment (UE). It is necessary to plan an Indoor Building Coverage using Femtocell Access Point (FAP). This research is based on network design indoor propagation COST 231-Multiwall Model using the software Radiowave Propagation Simulator (RPS). The collection of data obtained is used to perform calculations on research variables include the calculation of capacity and coverage. The research showed the number of FAP are 3 FAP. The Coverage Results for scenario 2 is the best result compared with the other scenarios, with the following results, the frequency of 1800 MHz at Building 1 of -19.86 dBm and for the 900 MHz frequency in Building 1 at -13.38 dBm.

Keywords :RPS, COST 231-Multiwall, LTE FDD, IBC, Indoor Building Coverage

I. INTRODUCTION

LTE is a technology development of GSM (Global System for Mobile Communications) and UMTS (Universal Mobile Telecommunication System) with a speed higher datarate.

LTE Femtocell technology can improve Indoor Building Coverage (IBC) because of the placement of femtocell eNodeB placed in indoor building. The signal quality indoor is better because of the reduced distance between FAP (Femtocell Access Point) with the user using 1800 Mhz and 900 Mhz. Based on this background, the authors took the research on the topic “Comparative Analysis Of Indoor Building Coverage (IBC) Planning On 4G LTE 1800 Mhz And 900 Mhz Using The Cost 231 Multiwall Model”.

II. BASIC THEORY

A. LTE (Long Term Evolution)

LTE (Long Term Evolution) is the development of third generation technology (3G) WCDMA- UMTS from the 3rd Generation Partnership Project (3GPP) [3].

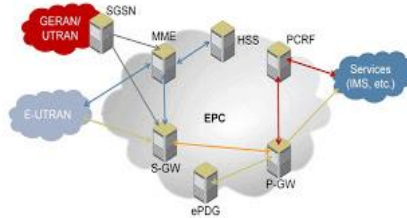


FIGURE 1. LTE Architecture [1]

B. Indoor Building Coverage (IBS)

Indoor Building Coverage is a solution to overcome the problem of weak signal in the room or building, expanding the coverage area of the cell, and overcome high UE Traffic inside the building.[1]

C. Femtocell

Femtocell is a micro base stations technology that use low power level as a solution for customers who are in the room or building.

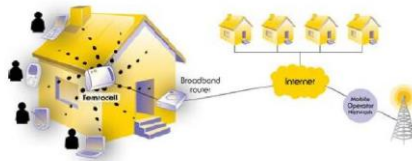


FIGURE 2. Femtocell Concept [2]

Femtocell architecture consists of three main things:

- a. Femtocell Access Point (FAP)
- b. Security Gateway (SeGW)
- c. Femtocell Device Management System (FMS)

D. Indoor Propagation Network

Indoor network propagation model are: [4], [5]

- a. One Slope Model is a model that takes into account propagation parameters that affect the calculation of pathloss exponent.
- b. Keenan Motley indoor propagation model is a model that takes into account the entire wall in the vertical plane between the transmitter and receiver.
- c. Cost 231 Multi-Wall Model is a propagation model where all the walls in the vertical plane and properties of materials between transmitter and receiver included in the calculation

$$LT = LFSL + LC \sum_{i=1}^M nwi \cdot Lwi f^{\left[\frac{nf+2}{nf+1} - b\right]} Lf \quad (1)$$

Information :

LFLS = free space loss

Lfsl = $20 + 10 \log f \text{Mhz} + 20 \log d \text{ (km)} + 32.5$

LC = constant loss = 37 dB

NWI = the value of the type penetrated wall (partition wall material)

LWI = wall type of loss

LW1 = L Light Wall

Lw2 = L Heavy Wall

Lf = loss between floors adjacent to each other.

b = empirical parameter (0,46)
 M = Number of wall type :
 L_{FSL} = free space loss
 $L_{FSL} = 20^{10} \log f \text{Mhz} + 20^{10} \log d(\text{km}) + 32,5$
 L_C = constant loss = 37 dB
 nwi = partition wall materials
 L_{wi} = wall type loss
 L_{w1} = L Light Wall
 L_{w2} = L Heavy Wall
 L_f = loss between floors adjacent to each other.
 b = empirical parameter (0,46)
 M = Number of wall type
 nf = value from penetrated floors

E. Determining the Number of FAP

1. Based on Capacity, [6], [7]

a. Calculating Future Population

$$\text{Future Population} = P_0[1 + GF]^n \quad (2)$$

b. Calculating Throughput

$$\text{Throughput} = \text{Bearer rate} \times \text{Session time} \times \text{Session duty ratio} \times [1/(1-BLER)] \quad (3)$$

c. Calculating Single User Throughput

Single User Throughput =

$$\frac{\sum \left(\frac{\text{Throughput}}{\text{Session}} \right) \times \text{BHS} \times \text{Penetration Ratio} \times (1+PAR)}{3600} \quad (4)$$

d. Uplink Network Throughput (IP)

$$\text{Uplink Network Throughput (IP)} = \text{Total User Number} \times \text{UL Single Throughput} \quad (5)$$

e. Downlink Network Throughput (IP)

$$\text{Downlink Network Throughput (IP)} = \text{Total User Number} \times \text{DL Single User Throughput} \quad (6)$$

f. Total FAP

$$\text{FAP Amount} = \frac{\text{User Amount}}{\text{Number of Users per cell}} \quad (7)$$

2. Based on Coverage

a. COST 231 Multiwall Model

$$L_T = L_{FSL} + L_C \sum_{i=1}^M n_{wi} \cdot L_{wi} + n_f \left[\frac{f+2}{2f+1} - b \right] L_f \quad (8)$$

b. The covered area

$$L = 2,6 d^2 \quad (9)$$

c. Femtocell Numbers

$$\text{FAP Amount} = \frac{\text{(The area covered)}}{\text{(area of cell coverage)}} \quad (10)$$

III. RESEARCH METHODOLOGY

A. Research Instruments

The research instrument required is a laptop that already installed Radiowave Propagation Simulator (RPS), a site plan of research, and the type of building materials.

B. Research Methods

The research methodology used was simulated. By creating a design that uses Radiowave Propagation Simulator version 5.4.

C. Data Collection

Data preparation for designing The IBC LTE network are femtocell , partition materials, frequency.

IV. DESIGN ANALYSIS AND SIMULATION RESULTS

RESULTS CALCULATION

A. The following describes the calculation of the indoor network planning.

TABLE 1. MAPL *Downlink* Calculation

<i>Transmitter</i>	<i>Value</i>	<i>Calculation</i>
A Max TX Power (dBm)	34	
B TX Antena Gain (dBi)	0	
C Cable Loss (dB)	2	
D EIRP (dBm)	32	$d=a+b-c$
<i>Receiver</i>	<i>Value</i>	<i>Calculation</i>
E UE Noise FIGURE (dB)	7	
F Thermal Noise (dBm)	-137.445	KTB
G Receiver Noise Floor (dBm)	-130.445	$g=e+f$
H SINR (dB)	-9	
I Receiver Sensitivity (dBm)	-139.445	$i=g+h$
J Load Factor	0.7	
K Interference Margin (dB)	4	
L Control Channel overhead (%)	0.1	10%
M RX Antena Gain (dBi)	0	
N Body Loss (dB)	0	
O Maximum Path Loss	158,445	$o=d-g-k+m-n$

Downlink MAPL calculations obtained 158.445 dB.

B. Indoor Attenuation

Indoor loss calculation is done to get how big a result of loss of material such as the type of walls, floors, insulation, glass, etc.

TABLE 2. Building Obstacle Total *Loss*

Obstacle Type	dB	Amount	Total (dB)
<i>Glass</i>	0.8	9	7.2
<i>Concrete</i>	4	6	24
<i>Wood Door</i>	4	1	4
Obstacle Total Loss			35.2

TABLE 3. Propagation losses in Building

<i>Max Path Loss (dB)</i>	158.445.104
<i>Soft Handoff Gain</i>	0
Obstacle Total <i>Loss</i>	35.2
<i>Allowed Propagation Loss for cell range (dB)</i>	123,245104

C. ANALYSIS OF TOTAL FEMTOCELL ACCESS POINT (FAP)

1. Coverage Based Analysis

TABLE 4. Number of FAP Coverage Based on 1800 and 900 MHz

Parameter	1800 Mhz	900 Mhz
The area	85,62 m ²	85,62 m ²
Coverage Cells	189540 m ²	758160 m ²
FAP Number	1	1

2. Capacity Based Analysis

Capacity based analysis used to estimate the number of users that can be served by a single cell..

TABLE 5. Number of FAP

Parameter	UL	DL
Area	508,15 m ²	
User	50	
<i>Network Throughput (Mbps)</i>	2,400182	20,92775
<i>Site Capacity (Mbps)</i>	10,10878	8,423976
FAP Number	1	3
FAP User Number	50	16,66667

D. **RADIOWAVE PROPAGATION SIMULATOR ANALYSIS**

1. FAP is placed on the left side of the room

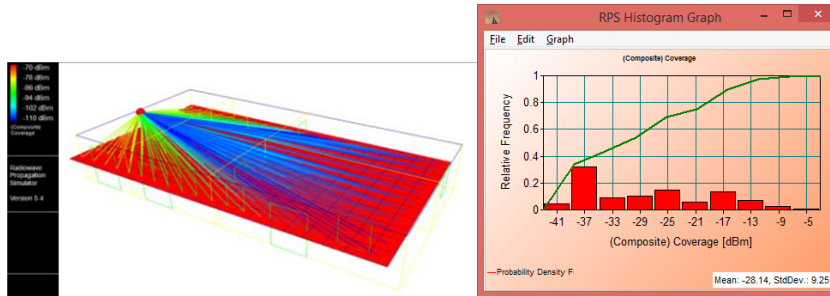


FIGURE 3. FAP display Simulation and *Composite Coverage Result*

2. FAP is placed in the middle of the room

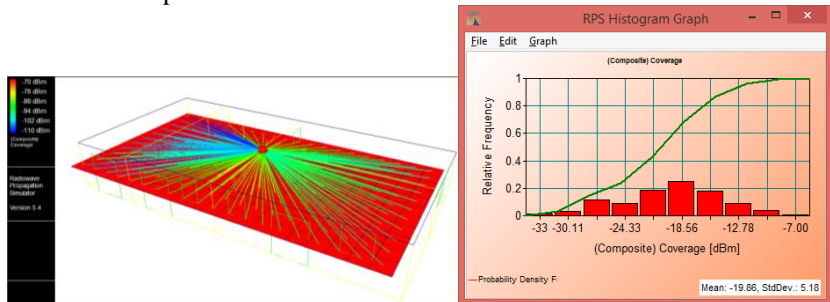


FIGURE 4. FAP display Simulation and Composite Coverage Result

3. FAP is placed on the right side of the room

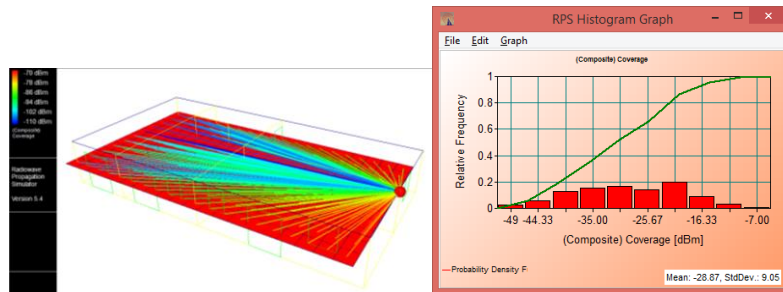


FIGURE 5. FAP display Simulation and Composite Coverage Result

V. CONCLUSIONS AND RECOMMENDATIONS

A. Conclusion

Based on the research results, it can be concluded that:

1. Maximum Allowable Path Loss is 158.445 dB for downlink
2. The scenario resulting composite value coverage for the 1800 MHz frequency in Building at -19.86 dBm, While the value for the 900 MHz frequency in Building at -13.38 dBm.

B. Recommendations

1. We can use another Frequency 2300 Mhz or 850 Mhz.
2. Bandwidth variation not only uses 5 MHz.

REFERENCES

1. Hikmaturokhman, Alfin, Wahyu Pamungkas, Lita Berlianti. 2015. *Analisa Model Propagasi Cost 231 Multiwall pada Perancangan Jaringan Indoor Femtocell HSDPA menggunakan Radiowave Propagation Simulator*: SNATI Teknik Informatika UII
2. Hikmaturokhman, Alfin, Lingga Wardana. *4G Handbook Edisi Bahasa Indonesia Jilid 2*. Jakarta: Penerbit nulis buku. 2015
3. Hikmaturokhman, Alfin, Lingga Wardana. *4G Handbook Edisi Bahasa Indonesia*. Jakarta: Penerbit nulis buku. 2014
4. Utomo. Budi, Imam Santoso, dan Ajub Ajulian Z, *Simulasi Li4nk Budget Pada Sel Femto Teknologi Telekomunikasi LTE (Long Term Evolution)*. Semarang: Universitas Diponegoro, 2010.
5. Rizky, Ahmad Khoirul. 2014. *Analisis Perancangan Coverage Area UMTS Femtocell Pada Apartemen Buah Batu Dengan Alokasi Scrambling Code*: Telkom University. Bandung
6. M. H. Triaoktora and Uke Kurniawan Usman, *Analisa Perencanaan Jaringan Long Term Evolution Indoor Di Stasiun Gambir*. Bandung : Telkom University, pp. 1–8
7. Hikmaturokhman, Alfin, Ariza Zati Indria. (2013). Pengaruh Modulasi *Adaptif Coding* Untuk Perencanaan *Coverage Femtocell* Di AKATEL Purwokerto. Seminar Nasional Teknologi dan Teknopreneur UNSIQ.