



# Jurnal E-Komtek

**ELEKTRO - KOMPUTER - TEKNIK**

P-ISSN : 2580-3719

E-ISSN : 2622-3066


Published by :  
Politeknik Piksi Ganesha Indonesia

← → ↻ 🏠 [jurnal.politeknik-kebumen.ac.id/E-KOMTEK/about/editorialTeam](http://jurnal.politeknik-kebumen.ac.id/E-KOMTEK/about/editorialTeam) 📄 🌐 ⭐ ⚙️ 🔍 🗂️


★ Bookmarks [Download IObit Fre...](#) [D](#) [Gmail](#) [YouTube](#) [Maps](#) [News](#) [Translate](#) 📁 Other bookmarks

# Editorial Team


**Editor-in-Chief**


 **Ari Waluyo, S.ST., M.M., MOS**  
Politeknik Piksi Ganesha Indonesia.  
[Sinta](#) [Google](#) [ResearchGate](#)


**Managing Editor**



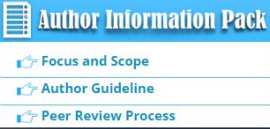
 **Hamid Nasrullah, M.Pd.**  
Politeknik Piksi Ganesha Indonesia.  
[Sinta](#) [Google](#)


**Editorial Board**

 **Dr. Remon Lapis, ST, M.T, M.Sc.Tech.**  
Universitas Negeri Padang, Indonesia.  
[Sinta](#) [Google](#) [ResearchGate](#)

 **Dori Yuvenda, S.Pd, M.T.**  
Universitas Negeri Padang, Indonesia.  
[Sinta](#) [Google](#) [ResearchGate](#)

 **Agus Setiawan, S.T., M.Eng.**  
Universitas Muhammadiyah Magelang, Indonesia.  
[Sinta](#) [Google](#) [ResearchGate](#)












🏠 🔍 🗂️


← → ↻ 🏠 [jurnal.politeknik-kebumen.ac.id/E-KOMTEK/issue/view/44](http://jurnal.politeknik-kebumen.ac.id/E-KOMTEK/issue/view/44) 📄 🌐 ⭐ ⚙️ 🔍 🗂️


★ Bookmarks [Download IObit Fre...](#) [D](#) [Gmail](#) [YouTube](#) [Maps](#) [News](#) [Translate](#) 📁 Other bookmarks

**The Implementation of Decision-Making Systems to Help Early Detection of Android-Based Child Stunting**  
Aulia Desy Nur Utomo, Anggi Zafia, Yoso Adi Setyoko (Author)  
58-69  
📄 : <https://doi.org/10.37339/e-komtek.v6i1.872> 👁️ : 41 📄 : 25  
[PDF](#)


 **Data Mining of The Grouping And Mapping of The Health Centers in Sleman Regency With K-Means Clustering Algorithm**  
Widy Prasetyo (Author)  
70-81  
📄 : <https://doi.org/10.37339/e-komtek.v6i1.921> 👁️ : 49 📄 : 40  
[PDF](#)

 **System Design: Data Flow Diagrams of Sales Process, a Case Study of CV. Jatayu Catra Internusa**  
Lila Setiyani, Evelyn Tjandra (Author)  
82-88  
📄 : <https://doi.org/10.37339/e-komtek.v6i1.860> 👁️ : 97 📄 : 87  
[PDF](#)

 **The Implementation of REST API in Multi-Platform Software Development for Food and Beverage Learning Application**  
Randy Ramadhan, Yuda Syahidin (Author)  
89-100

Kutipan	219	219
indeks-h	8	8
indeks-i10	7	7

Citation Analytic [Sheet2](#)



**Visitor Statistic**


Visitors Image NASA

📍 FLAG (country)

[My Stats](#)

Pag. today 130  
Hijrah.com





🏠 🔍 🗂️



## The Implementation of Decision-Making Systems to Help Early Detection of Android-Based Child Stunting

Aulia Desy Nur Utomo , Anggi Zafia, Yoso Adi Setyoko

Department of Informatics Engineering, Institut Teknologi Telkom Purwokerto, Indonesia, 53147

 [auliautomot@ittelkom-pwt.ac.id](mailto:auliautomot@ittelkom-pwt.ac.id)

 <https://doi.org/10.37339/e-komtek.v6i1.872>

Published by Politeknik Piksi Ganesha Indonesia

### Abstract

#### Artikel Info

Submitted:

13-04-2022

Revised:

17-05-2022

Accepted:

23-06-2022

Online first :

30-06-2022

The deviation of child growth and development is very influential on the growth of children, delays in information on deviations in child growth and development cause delays in actions by Puskesmas (public health center) officers and parents. Therefore, the government routinely conducts screenings for Stimulation of Detection and Early Intervention of Growth and Development (SDIDTK) to find cases of deviations in the growth and development of children aged 3 to 72 months. The screenings aim to detect growth disorders (stunting, thin, thin, fat, microcephaly, and macrocephaly); developmental disorders (rough and smooth movements, speech and language, and social personal); hearing and vision disorders; and emotional mental disorders. To overcome information delays and also child growth and development handlers, an online application to monitor the growth of children aged 0 to 72 months, the M-SDIDTK application was made of which features including (1) an Android-based SDIDTK form that can be downloaded for free by cadres or officers, (2) an SDIDTK screening method guide, (3) and a dashboard of the screening results that Puskesmas officers can access. The dashboard can display a graph of the child's growth development according to the type of developmental disorder based on the SDIDTK book.

**Keywords:** SDIDTK, Screening, Stunting

### Abstrak

Penyimpangan tumbuh kembang anak sangat berpengaruh terhadap pertumbuhan anak, keterlambatan informasi penyimpangan tumbuh kembang anak menyebabkan keterlambatan tindakan oleh petugas Puskesmas maupun orang tua. Oleh karena itu pemerintah rutin melakukan skrining Stimulasi Deteksi dan Intervensi Dini Tumbuh Kembang (SDIDTK) untuk menemukan kasus penyimpangan tumbuh kembang anak usia 3 s.d 72 bulan. Skrining bertujuan mendeteksi adanya gangguan pertumbuhan (stunting, kurus, kurus sekali, gemuk, mikrosefal, makrosefal), gangguan perkembangan (gerak kasar, halus, bicara dan bahasa, personal sosial), gangguan pendengaran dan penglihatan, dan gangguan mental emosional. Untuk menanggulangi keterlambatan informasi dan penanganan tumbuh kembang anak dibuatlah aplikasi online untuk memonitoring pertumbuhan perkembangan anak usia 0 s.d 72 bulan yaitu aplikasi M-SDIDTK yang akan memiliki fitur- fitur antara lain (1) formulir SDIDTK berbasis Android yang dapat diunduh gratis oleh kader atau petugas, (2) panduan metode skrining SDIDTK, (3) dashboard hasil skrining yang dapat akses petugas Puskesmas. Dashboard dapat menampilkan grafik perkembangan pertumbuhan anak sesuai jenis gangguan perkembangan berdasarkan buku SDIDTK.

**Kata-kata kunci:** SDIDTK, Pengamatan, Stunting



This work is licensed under a Creative Commons Attribution-NonCommercial 4.0 International License.

## 1. Introduction

Delays in information on growth and development irregularities cause delays in actions by *Puskesmas* officers and parents. Therefore, the government routinely conducts screening for Stimulation of Detection and Early Intervention of Growth and Development (SDIDTK) to find cases of deviations in the growth and development of children aged 3 to 72 months. The screening is done at least twice a year [1]. The screening aims to detect growth disorders (stunting, thin, skinny, fat, microcephaly, and macrocephaly); developmental disorders (rough and smooth movements, speech and language, and social personal); hearing and vision disorders; and emotional mental disorders. The screening use manual tools (paper) SDIDTK forms. Screening forms and questions vary according to the age of the child.

West Purwokerto Health Center in Banyumas Regency is actively screening SDIDTK in 62 *Posyandu* (integrated healthcare center) in its work area. The SDIDTK in Karanglegwas in 2017 identified stunting data as many as 223 children (9.78%) and 20 children of whom (0.74%) were very short. While the screening in 2018 obtained stunting data as many as 240 children (9.79%) and 22 children of whom (0.75%) are very short. At this time, the screening uses a manual tool (paper) SDIDTK form.

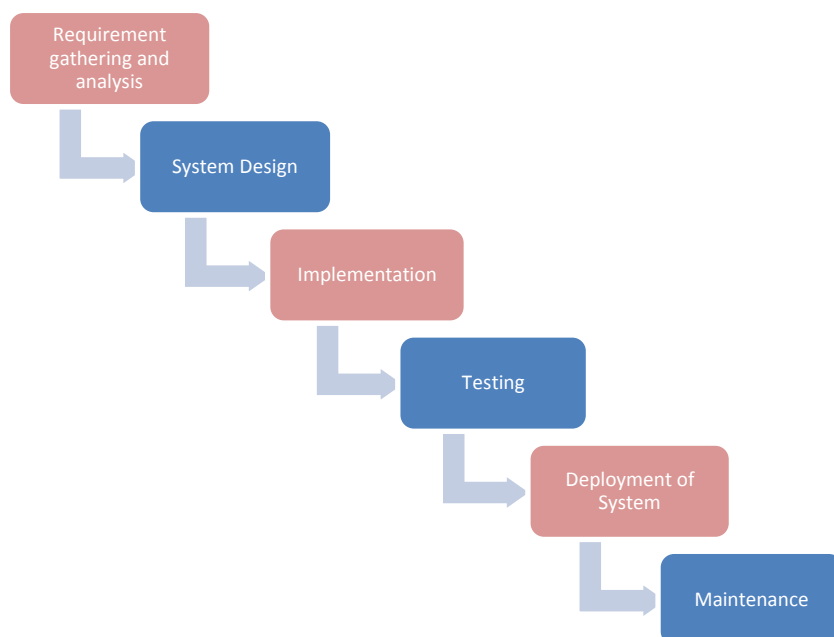
SDIDTK screening officer from West Purwokerto Health Center, Sri Endar S. AMd. Keb, explained several technical obstacles, namely: (1) limited West Purwokerto Health Center officers to conduct and fill out screening forms from the 62 *Posyandu*, (2) slow recapitulation of screening results because they had to go through the data entry stage manually into the Ms Excel application first, and (3) screening data was not stored in one system, causing data inconsistencies and difficulties in information retrieval. The solution to these engineering constraints was that *puskesmas* empowered *Posyandu* cadres to help screening SDIDTK. The method had not been effective because of several obstacles, namely, the limited time of cadres and the ability of cadres in concluding screening results and the limited time of *puskesmas* officers to educate appropriate screening methods intensively to *Posyandu* cadres. Therefore, solutions were needed to overcome the time constraints of cadres and officers. The use of information and communication technology (ICT) was the right solution considering that internet and smartphone users in Indonesia are massive. Smartphone users in 2018 reached 70.9% of the total population and 74% of them were aged 19 to 35 years. Besides, internet media became the choice of 54.1% of respondents as a means of monitoring the growth and development of toddlers, especially information about breastfeeding and nutritional status [2].

Furthermore, the Android-based Pre-Development Screening Questionnaire (KPSP) application makes it easier for officers to detect early childhood development irregularities. More than 88% of respondents said the android-based KPSP application is very good and useful for parents in detecting child growth and development [3]. Moreover, Android-based applications effectively motivate Midwives and Nutritionists to carry out SDIDTK screening [4].

Based on the background above, this study aims to create the M-SDIDTK application, which is an online application to monitor the growth of children aged 0 to 72 months. The M-SDIDTK application's features include: (1) an Android-based SDIDTK forms that can be downloaded for free by cadres or officers, (2) an SDIDTK screening method guides, (3) and a screening results dashboard that *puskesmas* officers can access. The dashboard can display a graph of the child's growth development according to the type of developmental disorder based on the SDIDTK book. The application was tested in the field. As a sample of the trial were respondents from 5 *Posyandu* in the working area of the West Purwokerto Health Center Banyumas regency.

## 2. Method

The design of M-SDIDTK system applications used the "WaterFall" method where the creation of the system meets the following steps or stages. The Waterfall method is presented in [Figure 1](#).



**Figure 1.** Waterfaall Method (W. Royce, Kristanto, 2004)



Here is an explanation of each stage of creating the M-SDIDTK application using the Waterfall method:

a. Requirement Gathering and Analysis

Field observation. Includes interviews or discussion group forums with SDIDTK officers at the West Purwokerto Health Center. The purpose of observation was to obtain a working picture of the SDIDTK screening system in the West Purwokerto *Puskesmas* work area.

Literature study related to the SDIDTK system. Literature studies in the form of study of research results related to child collapse disorders using SDIDTK tools, types of growth and development disorders, and reports on the results of SDIDTK screening at the West Purwokerto Health Center.

System analysis. This stage was done after obtaining the results of field observations and literature studies. The analyses include analyses of input needs, process needs, and output needs.

b. System Design

The system was designed based on needs analysis. The system design used UML (Unified Modeling Language) to describe the system to be built in general and in detail. The results of the system design are UML diagrams, system architectures, and database structure data.

c. Implementation

The implementation is the stage of translating system design into program code. The system that had been designed would be implemented on the front end and back end. The front-end side is a mobile-based online SDIDTK form application which contains information on ways to screen SDIDTK. The front-end side is built using Android studio, while the back-end side was built using the PHP language. The back-end functions as a means of managing form inputs and respondents by *puskesmas* officers. The back-end side has a dashboard view in the form of graphs of the results of the SDIDTK screening process.

d. Testing

This stage refers to the M-SDIDTK trials in the laboratory and evaluation. The complete applications were then tested by the black box and white box methods. Black box aims to obtain logic errors in the implementation of program code. The black box result becomes feedback for application improvements so that no more program code logic errors are found. The white box test aims to get feedback from users (application users). The users who are sampled are students and lecturers. The intended feedback is the ease of application and the

convenience of the application interface. The white box test tool consists of M-SDIDTK applications that are free from errors in program code logic and form for user feedback. The results of the trial were then evaluated.

e. Deployment of System

This section elaborates the M-SDIDTK trials in the field and evaluation of results. The field sample consisted of five *Posyandu* in the working area of the West Purwokerto Health Center. Each *Posyandu* was represented by thirty to fifty respondents. The field trials aim to get feedback on the use of applications from respondents (*Posyandu*'s cadres and toddler's/children's mothers). The results of the trial were then evaluated so that the conclusion of the study was obtained.

f. Maintenance

At this stage, the researchers performed the system maintenance and justified the system errors or weaknesses that were not detected at the time of testing, updated the system, and improved the system's capabilities.

### 3. Results and Discussion

Stunting application software serves as a paperless SDIDTK screening form and has a screening instruction feature for cadres. The complete features that were applied to the application are analysis of the length, weight and body mass index, analysis of the condition of toddlers and advice on the type of food, recording of toddler data, immunization schedule, and development of toddlers.

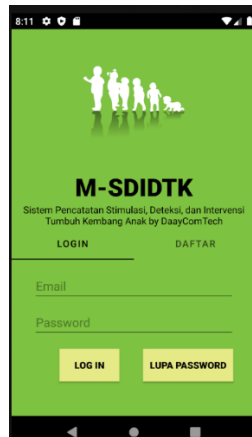
a. Presenting research results

Here are the results of making M-SDIDTK stunting software. The first page of the stunting software is the cover page, as presented in [Figure 2](#).



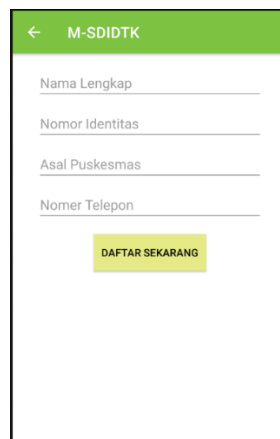
**Figure 2.** M-SDIDTK Application splash screen cover page

The main page of the stunting software is the login page. This login page is intended for screening member officers. The login page is presented in **Figure 3**.



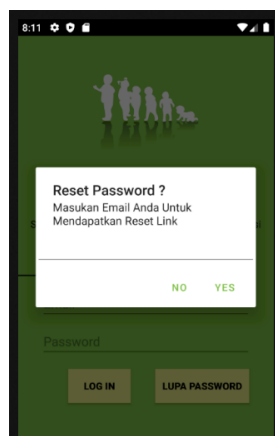
**Figure 3.** M-SDIDTK Application Home Page

The second page of the stunting software is the registration page of the screening officer. The registration page of the screening officer is presented in **Figure 4**.



**Figure 4.** M-SDIDTK Member Registration Page

As the name suggests, the password reset page is the page for resetting the password. The password reset page presented in **Figure 5**.



**Figure 5.** Reset Password page

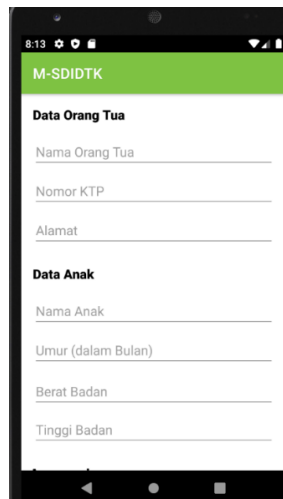


The menu page is the M-SDIDTK software facility page. The M-SDIDTK software menu page is presented in [Figure 6](#).



**Figure 6.** M-SDIDTK Menu Page

The next page is the page data input of parents and child to record the child to be screened. This page is presented in [Figure 7](#).



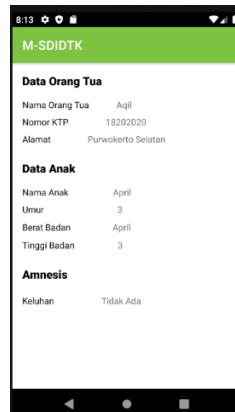
**Figure 7.** Parent and Child Data Input Page on M-SDIDTK Application

The next page is the page to add child data and search child data that is screened. This page is presented in [Figure 8](#).



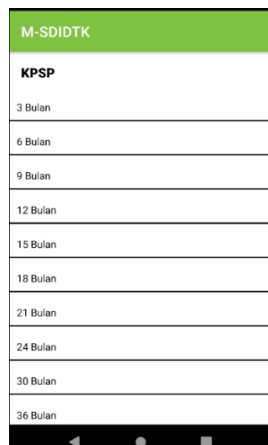
**Figure 8.** Add Child Data and Search Child Data page

The next page is displays the screening participants (the parents and child data). This page is presented in **Figure 9**.




**Figure 9.** Screening Participants' Parent and Child Data Display Page

The next page is page of information of the condition of the children per quarter. This page is presented in **Figure 10**.




**Figure 10.** Child Screening Condition Information Page per Quarter

The next page shows information of the condition of the child per three months in the year. This page is presented in **Figure 11**.



**Figure 11.** Child Condition Information Page per Three Months in the Early Year

The next page provides information of child development in the 0-3 months. This page is presented in **Figure 12**.



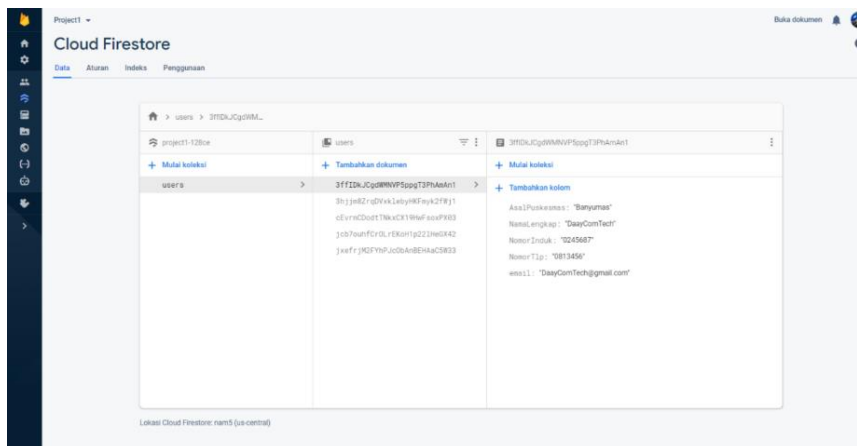
**Figure 12.** Child Development Information Page 0-3 Months

The last page presents information of the copyright. This page is presented in **Figure 13**.



**Figure 13.** Copyright Page

The database of Fire Base M-SDIDTK application is presented in **Figure 14**.



**Figure 14.** Database of Fire Base Application M-SDIDTK

b. Discussion

The application of information and communication technology (ICT) is proven to provide efficiency and effectiveness in various fields including the health sector. Electronic Health (E-Health) is one of the concerns of the Indonesian government in the field of health. One of the E-Health strategies in Permen number 46 is services and applications. The government through the ministry of health has developed several applications such as Generic SIKDA, SIMRS GOS, SIHA, SITT, SIM Surveillance, SI-PTM, SISMAL, and P-Care [5]. E-Health applications have also begun to be developed by the industry, for example, SIMPUS, SIMRS, and SIM-Klinik). The development of these applications has the potential to accelerate the implementation of ICT in health services in Indonesia.

Especially in the field of maternal and child health (KIA) research related to the application of ICT has been widely done and continues to grow. Several studies have produced prototypes of toddler growth and development applications used by Posyandu cadres in rural areas [6] [7]. This application is used to help in counseling and has an advantage in terms of the rigidity of data stored in its system. There are several main functions in this application, namely recording toddler data, including height, weight, toddler length, vaccine records, and vitamin records. The output of the system is the analysis of the length, weight and body mass index, the analysis of the condition of the toddler and the suggestion of the type of food. The Android-based POSYANDU application serves as a means of recording toddler data, immunization schedules, and toddler development [8] [9]. The app uses the Android system and is installed on a smartphone device. The goal is to streamline administrative activities in Posyandu while encouraging mothers to use smartphones to monitor the growth and development of their respective toddlers [8] [9]. Posyandu recording is manually converted into an automated system using the Posyandu information system (SIPosyandu).

The advantage is that this system can be integrated with Microsoft Excel for the reporting or presentation of KIA information [10]. In addition to the Posyandu application, a growth and development deviation detection application in the form of an Android-based Development Screening Form (KPSP) has been developed [3] [11] [12]. KPSP with multimedia usage guidance is able to increase user knowledge [11]. This application is equipped with an expert system to help Puskesmas officers screen and monitor the growth and development of children [11] [12]. Other application features are toddler data recording facilities, immunization schedules, and toddler development information. Administrative activities in Posyandu

become more efficient and motivate parents to use smartphones to monitor the growth and development of their toddlers [11]. The M-SDIDTK application is equipped with a screening formula and stimulation advice if there are irregularities in the child's growth and development. This application is based on Android Mobile which makes it easier for users to access the application in real-time and has features for puskesmas officers to input stunting data. There is a dashboard to monitor the condition of child growth and development that can be seen by Screening officers, Posyandu cadres, and Toddler Mothers.

#### 4. Conclusion

Screening aims to detect growth disorders (stunting, thin, skinny, fat, microcephaly, and macrocephaly); developmental disorders (rough and smooth movements, speech and language, and social personal); hearing and vision disorders; and emotional mental disorders. The growth of a child should be monitored at all times and periodic recording is required. The M-SDIDTK application is very helpful in monitoring and inputting child development data, which was done manually. By the M-SDIDTK application to recap and monitor data, child development can be monitored in real-time and information delays can be overcome so that the handling of deviant child growth and development can be handled immediately by health workers.

#### References

- [1] Depkes, *Pedoman Pelaksanaan Stimulasi, Deteksi dan Intervensi Dini Tumbuh Kembang Anak Ditingkat Pelayanan Kesehatan Dasar*. Kementerian Kesehatan RI, 2016.
- [2] E. Nurhidayati, Anjarwati, dan Indriani, "Analisis Kebutuhan Media Teknologi Informasi Sebagai Pemantauan Tumbuh Kembang Bayi dan Balita di Puskesmas Tegalorejo Yogyakarta," *J. Kesehat. "Samodra Ilmu,"* vol. 7, no. No.02 Juli 2016, 2016.
- [3] N. Saurina, "Aplikasi Deteksi Dini Tumbuh Kembang Anak Usia Nol Hingga Enam Tahun Berbasis Android," *J. Buana Inform.,* vol. 7, no. No.1 2016, hal. 65–74, 2016.
- [4] L. Suryani dan Carudin, "Efektifitas Aplikasi Sdidtk Berbasis Android Dalam Peningkatan Motivasi Bidan Melakukan Sdidtk Pada Balita Di Kecamatan Cilamaya Kulon Kabupaten Karawang," *HSG (Health Sci. Growth) J.,* vol. 3, no. 2, hal. 113–120, 2017.
- [5] Kementerian Kesehatan Republik Indonesia, "Peraturan Menteri Kesehatan Republik Indonesia Nomor 45 Tahun 2014 Tentang Penyelenggaraan Surveilans Kesehatan," *Kemendes RI.* hal. 1–27, 2014.
- [6] B. Wijayanto, "Prototype Aplikasi Tumbuh Kembang Balita Berbasiskan," dalam *Seminar Nasional Aplikasi Teknologi Informasi 2012 (SNATI 2012),* 2012, vol. 2012, hal. 15–16.

- [7] N. Savitri dan H. Nurwasito, "Pengembangan Aplikasi Mobile untuk Pelayanan Administrasi Posyandu dengan menggunakan Google Maps Api Geolocation Tagging," *J. Pengemb. Teknol. Inf. dan Ilmu Komput.*, vol. 2, no. No.1 Januari 2018, hal. 63–72, 2018.
- [8] E. Sudarmilah, U. Fadilah, W. D. Pratisti, dan Geri Gebyar Giwangkoro, "Prototyping on Web-Based Information System of Toddler's Growth and Development," dalam *International Conference on Information Systems for Business Competitiveness*, 2013, no. June, hal. 1–6.
- [9] Y. I. Nahkoda, A. Soetedjo, dan K. I. C. Hartono, "Pemanfaatan Aplikasi Android Sebagai Sarana Penunjang Kegiatan POSYANDU," dalam *Seminar Nasional Inovasi dan Aplikasi Teknologi Industri (SENIATI)*, 2016, hal. 400–405.
- [10] A. Supriyatno dan B. Hartono, "Peran Teknologi Informasi bagi Kader Posyandu dalam Kegiatan Pendataan K.I.A.," dalam *Seminar Nasional Vokasi dan Teknologi (Semnasvoktek)*, 2017, hal. 360–365.
- [11] D. W. Widodo, . K., dan E. Boedijanto, "Perancangan Sistem Pakar Deteksi Dini Tumbuh Kembang Anak Berbasis Multimedia," *Sisfotenika*, vol. 4, no. 2, hal. 128–139, 2014.
- [12] K. Karusdianti dan Tatang, "Aplikasi Pemantauan Tumbuh Kembang Anak Menggunakan Metode Kuesioner Pra Skrining Perkembangan (Kpsp) Berbasis Android Pada Rumah Bersalin Rhaudatunnadya.," *J. Inform. SIMANTIK*, vol. 3, no. No.1 Maret 2018, hal. 15– 20, 2018.